

**vtech**<sup>®</sup>  
baby

# Instruction Manual

## Sing-Along Spinning Wheel



**VTech understands that a child's needs and abilities change as they grow and with that in mind we develop our toys to teach and entertain at just the right level...**

## **vtech** Baby

**Toys that will stimulate their interest in different textures, sounds and colours**

### **I am...**

...responding to colours, sounds and textures

...understanding cause and effect

...learning to touch, reach, grasp, sit-up, crawl and toddle

**Birth-36 months**



## **Pre-School**

**Interactive toys to develop their imagination and encourage language development**

### **I want...**

...to get ready for school by starting to learn the alphabet and counting

...my learning to be as fun, easy and exciting as can be

...to show my creativity with drawing and music so my whole brain develops

**3-6 years**



## **Electronic Learning Computers**

**Cool, aspirational and inspiring computers for curriculum related learning**

### **I need...**

...challenging activities that can keep pace with my growing mind

...intelligent technology that adapts to my level of learning

...National Curriculum based content to support what I'm learning at school

**4-10 years**



To learn more about this and other VTech® products, visit [www.vtech.co.uk](http://www.vtech.co.uk)

# INTRODUCTION

Thank you for purchasing the **Sing-Along Spinning Wheel**. Spin the wheel to activate fun responses and music. Press the animal buttons to explore animals, colours, numbers and hear playful songs and melodies.

On/Off/Volume Switch

Animal Buttons

Star Lights



Suction Cup

Spinning Wheel

# INCLUDED IN THE PACKAGE

- Sing-Along Spinning Wheel
- Quick Start Guide

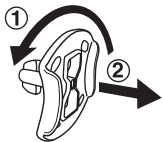
## WARNING

All packing materials, such as tape, plastic sheets, packaging locks, removable tags, cable ties, cords and packaging screws are not part of this toy, and should be discarded for your child's safety.

## NOTE

Please keep this Instruction Manual as it contains important information.

### Unlock the Packaging Locks:

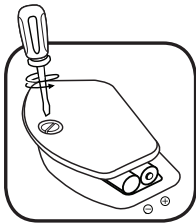


- ① Rotate the packaging locks 90 degrees anticlockwise.
- ② Pull out the packaging locks and discard.

# GETTING STARTED

## Battery Removal and Installation

1. Make sure the unit is turned **Off**.
2. Find the battery cover located on the back of the Spinning Wheel. Use a screwdriver to loosen the screw and then open the battery cover.
3. Remove old batteries by pulling up on one end of each battery.
4. Install 2 new AAA batteries following the diagram inside the battery box. (The use of new alkaline batteries is recommended for maximum performance).
5. Replace the battery cover and tighten the screw to secure.



## WARNING:

Adult assembly required for battery installation.  
Keep batteries out of reach of children.

## IMPORTANT: BATTERY INFORMATION

- Insert batteries with the correct polarity (+ and -).
- Do not mix old and new batteries.
- Do not mix alkaline, standard (carbon-zinc) or rechargeable batteries.
- Only batteries of the same or equivalent type as recommended are to be used.
- Do not short-circuit the supply terminals.
- Remove batteries during long periods of non-use.
- Remove exhausted batteries from the toy.
- Dispose of batteries safely. Do not dispose of batteries in fire.

### RECHARGEABLE BATTERIES:

- Remove rechargeable batteries from the toy before charging.
- Rechargeable batteries are only to be charged under adult supervision.
- Do not charge non-rechargeable batteries.

## Disposal of batteries and product



The crossed-out wheellie bin symbols on products and batteries, or on their respective packaging, indicates they must not be disposed of in domestic waste as they contain substances that can be damaging to the environment and human health.

The chemical symbols Hg, Cd or Pb, where marked, indicate that the battery contains more than the specified value of mercury (Hg), cadmium (Cd) or lead (Pb) set out in Battery Directive (2006/66/EC).



The solid bar indicates that the product was placed on the market after 13th August, 2005.

Help protect the environment by disposing of your product or batteries responsibly.

VTech® cares for the planet.

Care for the environment and give your toy a second life by disposing of it at a small electricals collection point so all its materials can be recycled.

In the UK:




Visit [www.recyclenow.com](http://www.recyclenow.com) to see a list of collection points near you.

In Australia & New Zealand:

Check with your local council for kerbside collections.

## PRODUCT FEATURES

### 1. On/Off/Volume Switch

To turn the unit **On**, slide the **On/Off/Volume Switch** to the Low volume  or the High volume  position. You will hear a phrase and a song. To turn the unit **Off**, slide the **On/Off/Volume Switch** to the **Off**  position.



### 2. Suction Cup

The **Suction Cup** on the bottom of the **Spinning Wheel** is designed to attach to highchair trays and smooth, flat surfaces. For better suction, we recommend wetting the **Suction Cup**. For your child's safety, please check to make sure the **Suction Cup** is securely fastened before allowing your baby to play with the toy.



### 3. Automatic Shut-Off

To preserve battery life, the **Sing-Along Spinning Wheel** will automatically shut off after approximately 50 seconds without input. The unit can be turned on again by pressing any button.

## NOTE

If the unit powers down or if the light fades out during play, please install a new set of batteries.

# ACTIVITIES

## 1. Animal Buttons

Press the three **Animal Buttons** to learn animal names and sounds in addition to colours, numbers, objects and fun animal songs. The **Star Lights** will flash with the sounds.



## 2. Spinning Wheel

Turn the **Spinning Wheel** to hear fun sounds and short tunes. When a melody is playing, spin the wheel to hear sounds and phrases play over the melody. The **Star Lights** will flash with the sounds.



# MELODY LIST

1. A-Tisket, A-Tasket
2. The Entertainer
3. Daring Young Man on the Flying Trapeze
4. Girls and Boys Come Out to Play
5. Toyland
6. Yankee Doodle
7. Teddy Bears' Picnic
8. One Man Went to Mow a Meadow
9. Looby Loo
10. The Ants Go Marching

# SONG LYRICS

## Song 1

Who is playing at the animal fair?  
The Lion, Zebra and Elephant.  
They're all here, they're having such fun!  
As they spin and ride along!

## Song 2

I'm a little Zebra with lots of stripes,  
One, two, three, won't you count with me!

## Song 3

I'm a giggly Lion,  
I like to ride round and round.  
The ferris wheel makes me giggly,  
Which nobody can deny.

## Song 4

I'm a happy Elephant,  
Riding around on the ferris wheel with my friends.

# CARE & MAINTENANCE

1. Keep the unit clean by wiping it with a slightly damp cloth.
2. Keep the unit out of direct sunlight and away from any direct heat sources.
3. Remove the batteries if the unit will not be in use for an extended period of time.
4. Do not drop the unit on hard surfaces and do not expose the unit to moisture or water.



# CONSUMER SERVICES

Creating and developing **VTech®** products is accompanied by a responsibility that we at **VTech®** take very seriously. We make every effort to ensure the accuracy of the information, which forms the value of our products. However, errors sometimes can occur. It is important for you to know that we stand behind our products and encourage you to call our Consumer Services Department with any problems and/or suggestions that you might have. A service representative will be happy to help you.

## **UK Customers:**

Phone: 0330 678 0149 (from UK) or +44 330 678 0149 (outside UK)  
Website: [www.vtech.co.uk/support](http://www.vtech.co.uk/support)

## **Australian Customers:**

Phone: 1800 862 155  
Website: [support.vtech.com.au](http://support.vtech.com.au)

## **NZ Customers:**

Phone: 0800 400 785  
Website: [support.vtech.com.au](http://support.vtech.com.au)

# PRODUCT WARRANTY/ CONSUMER GUARANTEES

## **UK Customers:**

Read our complete warranty policy online at [vtech.co.uk/warranty](http://vtech.co.uk/warranty).

## **Australian Customers:**

VTECH ELECTRONICS (AUSTRALIA) PTY LIMITED –  
CONSUMER GUARANTEES

Under the Australian Consumer Law, a number of consumer guarantees apply to goods and services supplied by VTech Electronics (Australia) Pty Limited. Please refer to [vtech.com.au/consumerguarantees](http://vtech.com.au/consumerguarantees) for further information.

**Visit our website for more  
information about our products,  
downloads, resources and more.**

***www.vtech.co.uk***  
***www.vtech.com.au***

